

STATSAFE

Automated Medication Management

By  PHOENIX



How to Turn on StatSafe's Order Approval with Text Notifications

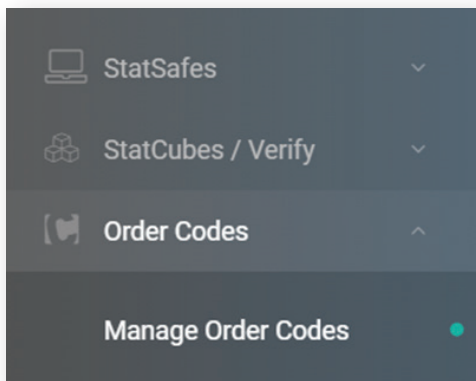
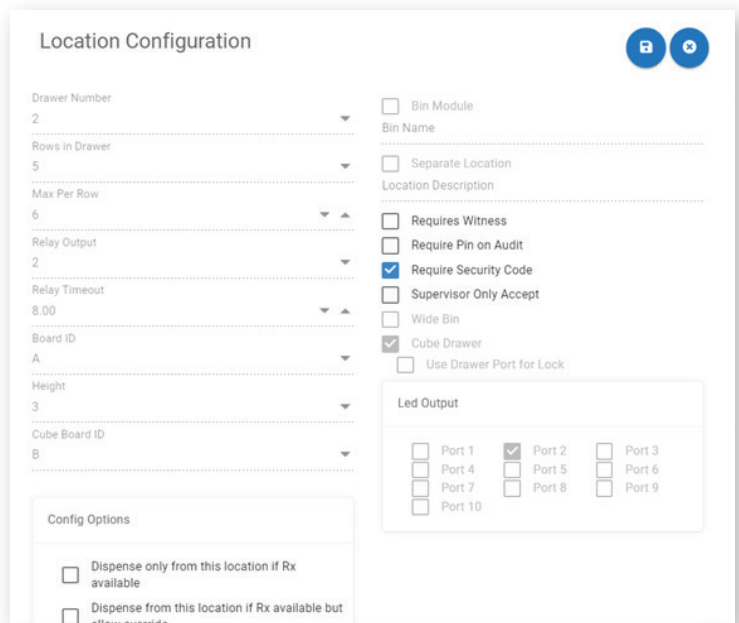
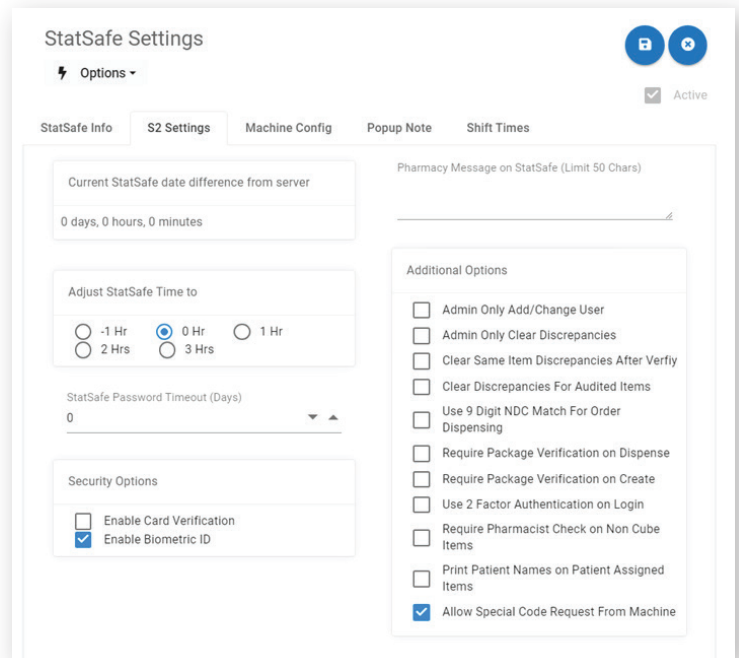


StatSafe Order Approval with Text or Email Notifications

This new feature allows facilities to request orders that need pharmacy approval, and pharmacists to approve them using text or email. This new feature allows for exact patient and medication requests and eliminates the need for phone calls between the pharmacy and the facility to get order codes.

1. To set this up for each facility the StatSafe will need to be on a newer version of software. After updating the software on the actual StatSafe you will see these options. Select "Allow Special Code Request from Machine."
2. You will also need to assign "Requires Security Code" to each location that you would like a pharmacist to verify orders before dispensing.

**This feature will work with the optional interface features that manage dispensing



3. To set up who will receive the text or emails in the Pharmacy go to "Order Codes" and "Manage Order Codes."

- At the bottom of the screen, you will see "Code Request Notifications." Here is where you can add your pharmacy users who will receive text or email requests from the facility for dispensing. You can add as many users as you would like.

Code Request Notifications
(Who gets notified at the pharmacy)

Add Notification

Action	Action	Description	Phone	Email
EDIT	DELETE	On Call Support	1-855-633-2278	Support@phoenixltc.com

- Requested and approved codes also show up on this screen. These are examples of orders that have been approved.

Requested Codes

Search

Action	Action	Patient	Item Requested	Qty	Requested by	Requested
RESEND NOTIFICATION	CANCEL APPROVAL	Ann Apple	HYDROCODON...	1.00	Supervisor	6/20/2023 10:38 AM
RESEND NOTIFICATION	CANCEL APPROVAL	Ann Apple	MORPHINE 10 ...	1.00	Supervisor	6/13/2023 1:23 PM
RESEND NOTIFICATION	CANCEL APPROVAL	Daniel Boone	MORPHINE 10 ...	2.00	Supervisor	6/7/2023 10:41 AM
RESEND NOTIFICATION	CANCEL APPROVAL	Barry Mills	ASPIRIN CHEW ...	2.00	Supervisor	6/1/2023 10:38 AM
RESEND NOTIFICATION	CANCEL APPROVAL	Malia Green	ASPIRIN CHEW ...	2.00	Supervisor	6/1/2023 7:17 AM



Facility Requests and Approval Process


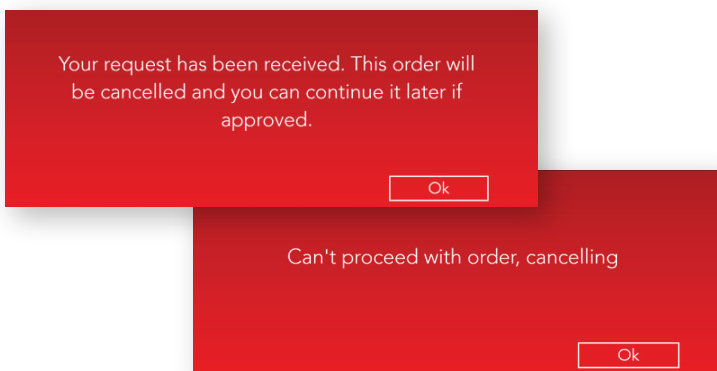
1. The nurse/ facility user will login to the StatSafe and select their patient and the medication they need to dispense under the normal operations of "Remove an Item."
2. When they select "Finish" they will see this screen. There will be two options.
 - a. Show manual code where they can still call the pharmacy for a manual code or enter a pre-approved code.
 - b. "Request Code" which is the text/email verification process.



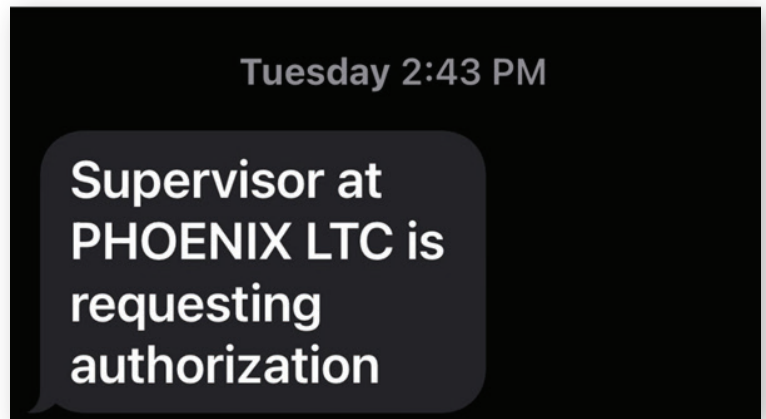
3. When they select "Request Code" they will see this screen. The nurse will be prompted to enter a cell phone or email.

**All phone communication is done by text message and will not work with a LAN line.

4. Once the nurse selects "OK" they will see this message and they will say "OK" to the next two screens and then Logout of StatSafe and they can wait for the approval message while away from the StatSafe.



5. The Pharmacy will receive this email, text or both that the request has been made. It will list the facility and nurse user, but no patient information.



User Supervisor at PHOENIX LTC has requested authorization for TYLENOL 325MG TABLET. Please log into the portal for more details and to approve

6. The pharmacy user will log into the StatSafe Portal from any device or phone web browser and under "Order Codes" they will see the "Requested Codes." They will be able to "Approve" or "Decline" the request.

Requested Codes

							Search
Action	Action	Patient	Item Requested	Qty	Requested by	Requested	
APPROVE	DECLINE	John Doe	TYLENOL 325M...	1.00	Supervisor	6/20/2023 3:16 PM	Wait
RESEND NOTIFICATION	CANCEL APPROVAL	Ann Apple	HYDROCODON...	1.00	Supervisor	6/20/2023 10:38 AM	Ap

1 of 1 pages (2 items)

7. When they select "Approve" they will receive this screen with the patient's name and medication with NDC requested. The pharmacy user can set an amount of time for the nurse to retrieve the medication.

Special Code

Assigned Patient
John Doe

Assigned Drug
TYLENOL 325MG TABLET

Assigned Drug NDC
000450496

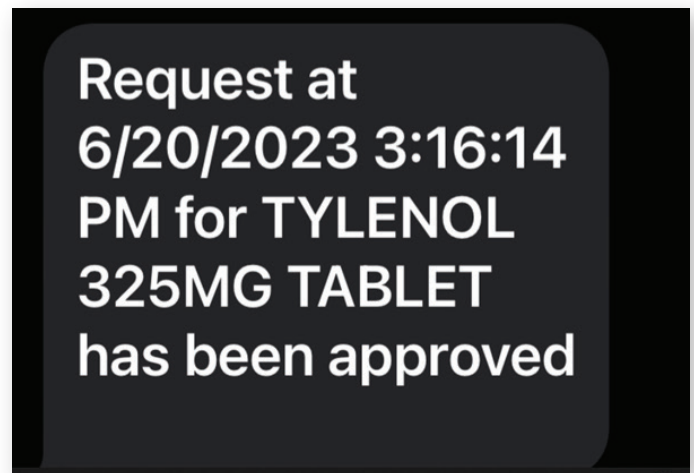
Code

15 minutes 30 minutes 60 minutes


- Once approved the codes will show these options under "Order Codes" and the Pharmacy can still select "Resend Notification" or "Cancel Approval" as needed.

Requested Codes							Search
Action	Action	Patient	Item Requested	Qty	Requested by	Requested	
RESEND NOTIFICATION	CANCEL APPROVAL	Ann Apple	ATIVAN 1MG TA...	1.00	Supervisor	6/27/2023 12:42 PM	
RESEND NOTIFICATION	CANCEL APPROVAL	John Doe	TYLENOL 325M...	1.00	Supervisor	6/20/2023 3:16 PM	
RESEND NOTIFICATION	CANCEL APPROVAL	Ann Apple	HYDROCODON-...	1.00	Supervisor	6/20/2023 10:38 AM	

- The nurse who requested the medication will receive a text message on their phone that the order has been approved.

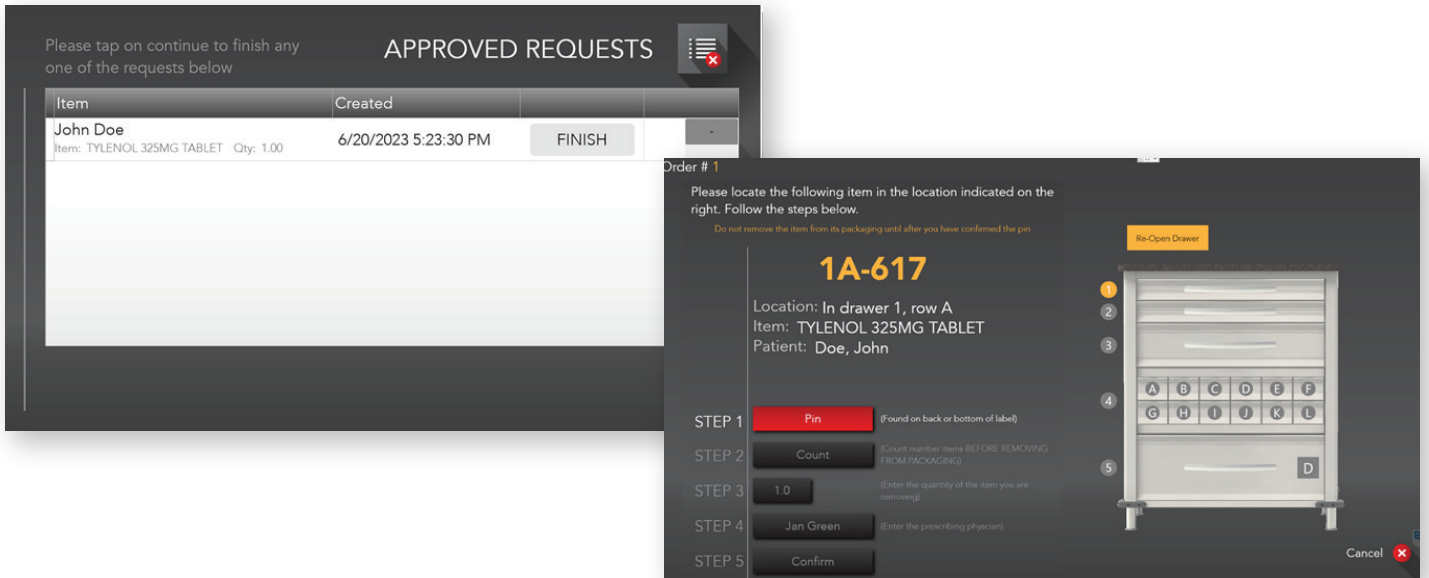


- The nurse can then return to the StatSafe and login. Once they login they will see the green circle notification at the bottom of the screen for "View Approved Code" and they will select that notification.



11. They will see the patient's name and approved medication. The nurse will select "Finish" and they are then given access to the drawer location, and they will proceed with the pull.

**There will be no need to enter any codes in this process as the pharmacy has approved the order already.



12. Once the order has been pulled it will appear on the StatSafe Portal for the pharmacy under "Order Codes" as a "Used" order code.

Available	7/22/2021 ...	PHOENIX LTC			
Used	6/20/2023 ...	PHOENIX LTC	John Doe - ...	000450496	1.00 TYLENOL 32...
Used	6/20/2023 ...	PHOENIX LTC	Ann Apple - ...	004060367	1.00 HYDROCODO...
Used	6/20/2023 ...	PHOENIX LTC	Ann Apple - ...	004060367	1.00 HYDROCODO...



Please reach out to our technical support team at **1-855-633-2278** for additional questions or information.